


Mole-Richardson®



2,000 WATT MOLEQUARTZ 2K NOOKLITE


TYPE 2941



FEATURES

This versatile lighting fixture is a very portable and compact source of illumination. Its patented reflector provides a wide, even field of light which makes it ideal for general "fill," background light, or "bounce" light.

TYPE 2941 MOLEQUARTZ NOOKLITE
MOUNTED ON TYPE 2541 COMPACT
LITEWATE BABY SIZE STAND




Type 2942 2-Leaf Light Shield




Type 2944 4-Leaf Light Shield




Type 2945 Accessory Holder



Type 2946 Blue Molocolor Daylight Conversion Filter



Type 2947 Dichroic Daylight Conversion Filter



Type 2948S Single Moledura Scrim—Stainless Steel Screen



Type 2948D Double Moledura Scrim—Stainless Steel Screen

ACCESSORIES

- 2942 2-Leaf Light Shield
- 2944 4-Leaf Light Shield
- 2945 Accessory Holder
- *2946 Blue Molocolor Daylight Conversion Filter
- *2947 Dichroic Daylight Conversion Filter
- *2948S Single Moledura Scrim—Stainless Steel Screen
- *2948D Double Moledura Scrim—Stainless Steel Screen
- *29413 Spun Glass (8" x 10 1/8")
*Accessory Holder needed for mounting.
- 1201 C-Clamp
- 2355 Base Plate
- 4022 Molegator Grip with 5/8" dia. Spud
- 50073 Junior to Baby Stand Adapter
- 500119 Hanger Adapter (5/8" Spud)
- 500141 Baby Wall Plate
- 500144 Baby Stand Bracket
- 500179 Caster Post
- 500190 Baby Trombone
- 500192 Baby Stand Riser
- 500216 Baby Stand Triple Head
- 500250 Baby Stand Double Head
- 500311 Right Angle Baby Spud Adapter
- 500326 Gator Grip with 5/8" dia. Spud
- 500327 Baby Spud Pole Adapter
- 500343 Junior to Baby Hanger Adapter
- 500547 Right Angle Baby Wall Plate

STAND SUBSTITUTIONS

- 1391 Baby Size Low
- 1581 Baby Size Sky-Hi
- 1851 Baby Size Ski-Hi Litewate
- 3281 Baby Size Standard Litewate
- 40651A Baby Size Standard

GLOBE TABLE

Base, recessed single contact. Burn any position. T-6 or T-8 bulb; 5/8" M.O.L.

Watts	Ordering Code	Color Temp. °K	Finish	Volts	Life Hours	Amps
2000	Q2000T8/4CL	3200	Clear	120	500	16.7
2000	FEY	3200	Clear	120	300	16.7
2000	FEY	3200	Clear	240	300	8.3
2000	Q2000T8/3CL	3350	Clear	120	100	16.7
1500	Q1500T8/4CL	3200	Clear	120	500	12.5
1500	DVV	3200	Clear	120	300	12.5
1500	Q1500T8/3CL	3350	Clear	120	100	12.5
1000	Q1000T6/4CL	3200	Clear	120	500	8.3
1000	FER	3200	Clear	120	300	8.3
1000	Q1000T6/3CL	3350	Clear	120	75	8.3
1000	DWS	3400	Clear	120	30	8.3
1000	Q1000T6/CL	3000	Clear	120	2000	8.3
1000	Q1000T6	3000	Frost	120	2000	8.3

Globes not included in price of lamp. See price list for complete details.

SPECIFICATIONS

- HEAD:** Type 2941, 2,000 watts.
- RATING:** 120/240 volts, A.C. or D.C., 16.7 amps max.—2,000 watts max.
- SOCKETS:** Compressible single contact (two per globe).
- SWITCH:** Thru-cord type in cable.
- CABLE:** 25 feet, Type SO, 3 conductor #14 AWG (when ordering specify type of plug required).
- CONSTRUCTION:** Solid and perforated sheet steel.
- YOKE:** Cast aluminum. Fits any standard 5/8" dia. stand spud or 5/8" hanger spud.
- REFLECTOR:** Aluminum, special Molebrite® Alzak surface.
- SIZE:** 12" x 5 3/8" x 2 1/2".
- FINISH:** Baked maroon enamel.
- STAND:** Type 2541 Compact Litewate with standard 5/8" spud.
- LOW:** 33 1/2 inches.
- HIGH:** 92 1/2 inches (2 extensions).
- FOLDED FOR STORAGE:** 35 1/2 inches.
- STAND TOP TO LIGHT CENTER:** 6 7/8 inches.
- WEIGHTS:**
- HEAD:** 2 1/2 pounds.
- CABLE:** 5 3/4 pounds.
- STAND:** 5 pounds.

PERFORMANCE DATA


Using Q2000T8/4CL, 2,000 watt, 120 volt, 3200°K. globe.

Distance Feet	Light Intensity FC	Lighted Area* Dimensions — Feet	
		Width	Height
5	1000	8.5	4.4
10	250	17.1	8.7
15	110	25.6	13.1
20	60	34.2	17.5
25	40	42.7	21.9
30	27	51.2	26.2

*Light tapers smoothly at edge of field. Dimensions listed define flat area boundaries at which the intensities are approximately 50% of tabulated intensities at beam center.

KITS:

Refer to the Kit Section.



Mole-Richardson Co.

937 NORTH SYCAMORE AVENUE, HOLLYWOOD, CALIFORNIA 90038 U.S.A.
Telephone (213) 851-0111 Cable: MORINC, Hollywood

Litho in U.S.A.

